



Governor's Workforce Board

RHODE ISLAND

train for success · connect for growth

Unified Expenditure and Program Report for Statewide Employment and Training Programs

FY2022

This report is developed pursuant to Rhode Island General Laws § 42-102-6(f)(1)(ii)

What is the UEP?

- An annual compendium of Rhode Island's workforce development expenditures and activities
- Includes expenditures for programs included in § 42-102-6(b)(1), including
 - Number of individuals served by each program
 - Demographic information
 - Outcome and program specific performance information as determined by the board
 - Program expenditures shall be categorized as administrative, program delivery, or other costs

What is a Workforce Development Program?








As defined by the National Center for Education Statistics – Classification of Industrial Programs:

“A state or federally funded program that focuses on learning or upgrading basic or advanced skills with the direct intent to obtain a new job, enhance performance in a current job, or promote career development.”

Statewide Workforce Development Statistics

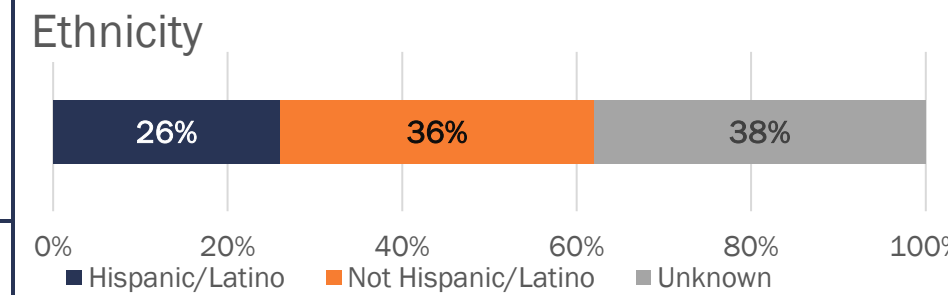
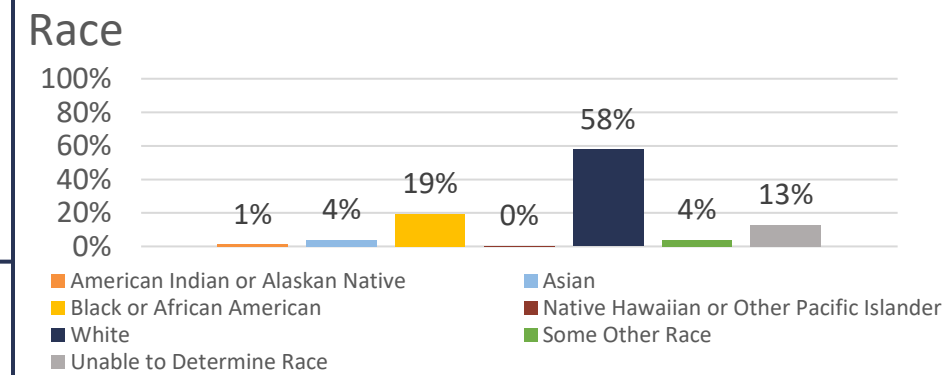
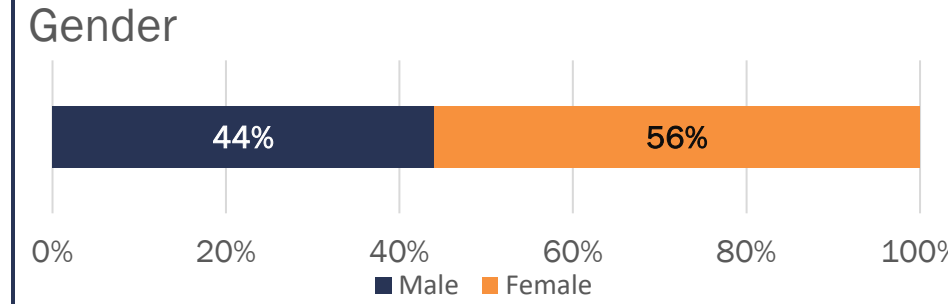
* Subset of Total Served

Expenditures	
Category	Amount
Total Amount Spent	\$92,625,022
Program Costs (Federal)	\$46,423,998
Administrative Costs (Federal)	\$2,879,060
Program Costs (State)	\$41,336,801
Administrative Costs (State)	\$1,985,163
Cost Per Participant	\$1,573

Outcomes		
 Total Served 58,903		 Total Trained 19,337
 Adults Served 34,220		 Youth Served 20,358
 Entered Employment 8,663	 Retained Employment 5,757	 Obtained Credential 4,685

Adults + Youth Served may not sum to Total Served due to incomplete demographic data in some instances.

Demographics










Department of Behavioral Healthcare, Developmental Disabilities and Hospitals

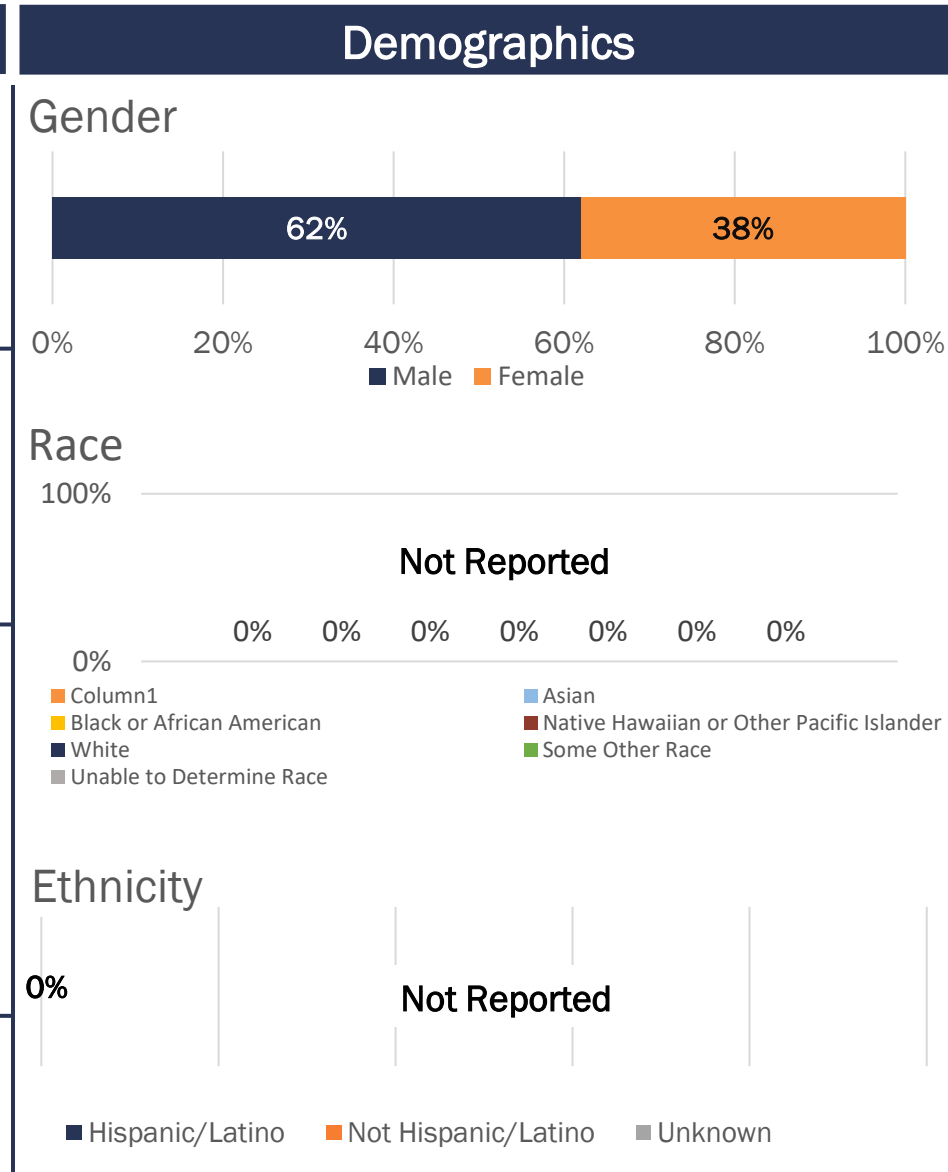
Program	Program Description	Primary Program Goal	Target Population Served
Division of Developmental Disabilities Supported Employment Services FY21	The DDD employment program serves eligible adults with intellectual and developmental disabilities through a network of community providers who provide supported employment supports to explore job interests, develop skills, and find, secure, and retain competitive employment. Programs include individualized job development and job carving as needed.	Multiple Program Goals	Individuals with significant barriers to employment

- Focuses on people who have never been employed
- “Customized employment”
- Partners include Trudeau Center, Perspectives RI, AccessPoint RI

Department of Behavioral Healthcare, Developmental Disabilities and Hospitals

Expenditures	
Category	Amount
Total Expenditures	\$4,468,547
Program Costs (Federal)	\$2,452,338
Administrative Costs (Federal)	Not Reported
Program Costs (State)	\$2,016,208
Administrative Costs (State)	Not Reported
Cost Per Participant	\$2,576

Outcomes		
 Total Served 1,735	 Total Trained N/A	
 Adults Served 1,735	 Youth Served N/A	
 Entered Employment 161	 Retained Employment 161	 Obtained Credential N/A
Other Outcomes:		



Community College of Rhode Island

Program	Program Description	Primary Program Goal	Target Population Served
Certified Nursing Assistant	This Rhode Island Department of Health-approved course trains students to be a licensed nursing assistant and is comprised of lectures, skill labs, and clinicals.	Learning or Upgrading Basic or Advanced Skills	Unemployed or Underemployed Adults
Customized Training	In close collaboration with industry and employers, CCRI's Division of Workforce Partnerships is committed to delivering training that readies Rhode Islanders for the jobs of tomorrow.	Enhance a Participant's Performance in a Current Job	Employers
Dental Health Continuing Ed	Providing a variety of continuing education opportunities to practicing dental assistants and registered dental hygienists.	Enhance a Participant's Performance in a Current Job	Currently Employed Adults
Distance Learning	CCRI's Division of Workforce Partnerships offers online training courses and programs within a variety of fields and subjects.	Learning or Upgrading Basic or Advanced Skills	Unemployed or Underemployed Adults
Electrical Apprenticeship	A Rhode Island Department of Labor and Training (RIDLT) approved electrical apprenticeship program providing the minimum 144 related instruction hours per year while employed by a sponsor and registered as an apprentice with RIDLT.	Learning or Upgrading Basic or Advanced Skills	Unemployed or Underemployed Adults
Plumbing Apprenticeship	A Rhode Island Department of Labor and Training (RIDLT) approved plumbing apprenticeship program providing the minimum 144 related instruction hours per year while employed by a sponsor and registered as an apprentice with RIDLT.	Learning or Upgrading Basic or Advanced Skills	Unemployed or Underemployed Adults
Teacher Assistant	This program provides training for anyone interested in being employed as a full-time, part-time, or substitute teacher assistant.	Learning or Upgrading Basic or Advanced Skills	Unemployed or Underemployed Adults








Community College of Rhode Island

* Indicates data caveat

Expenditures*

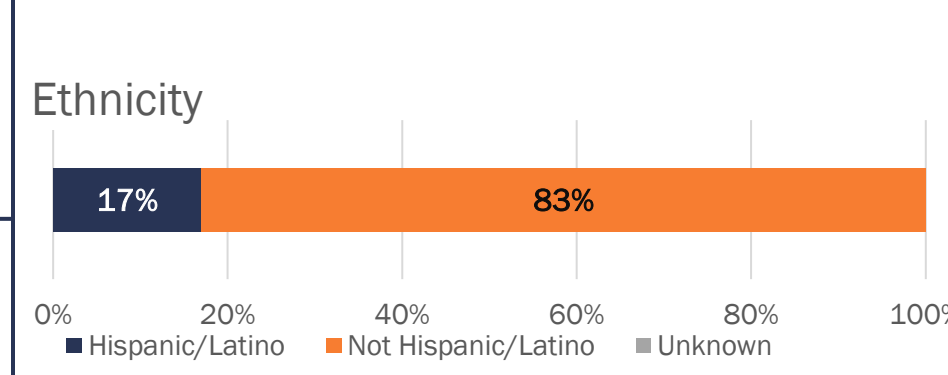
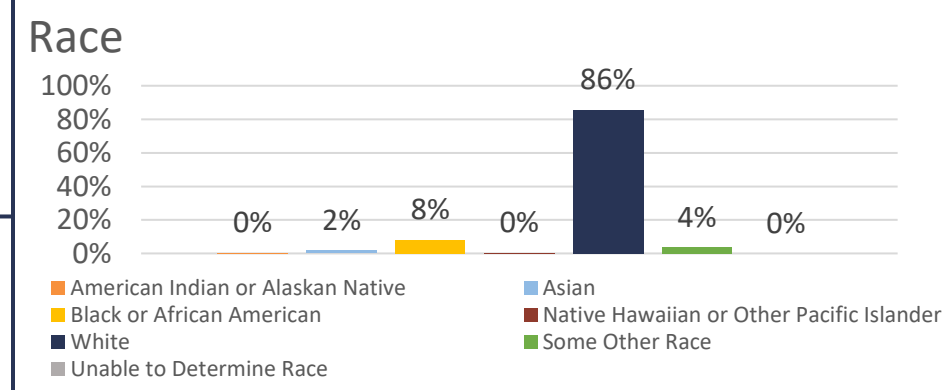
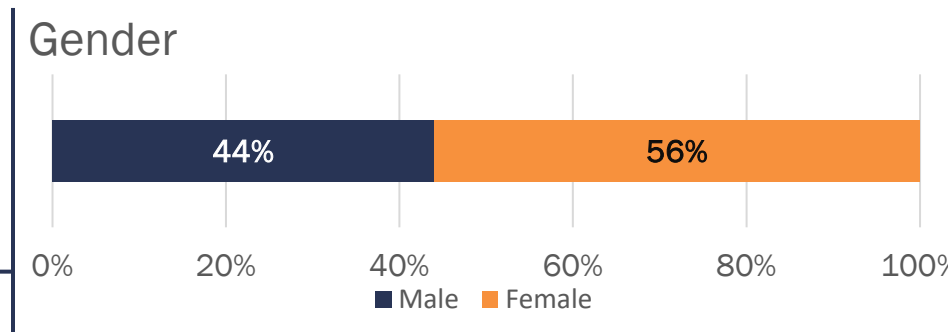
Category	Amount
Total Expenditures	\$699,084
Program Costs (Federal)	Not Reported
Administrative Costs (Federal)	Not Reported
Program Costs (State)	\$635,531
Administrative Costs (State)	\$63,553
Cost Per Participant	\$567

Outcomes

 Total Served 1,233	 Total Trained 1,233	
 Adults Served 1,233	 Youth Served 0	
 Entered Employment Not Reported	 Retained Employment Not Reported	 Obtained Credential 626

Other Outcome:
 Certificates of Completion recognized by RIDOH and RIDE for CNA and Teacher Assistant programs.

Demographics*



CommerceRI

Program*	Program Description	Primary Program Goal	Target Population Served
Wavemaker Fellowship program (FY19 July & December)	Incentive to recruit/retain STEM and Design talent at companies in RI; offers refundable tax credit to help manage student loan debt	Employer Services (referrals, posting job openings, job fairs, screening applicants)	Currently Employed Adults
Wavemaker Fellowship program (FY21)	Incentive to recruit/retain STEM and Design talent at companies in RI; offers refundable tax credit to help manage student loan debt	Employer Services (referrals, posting job openings, job fairs, screening applicants)	Currently Employed Adults

- Defrays student loan payments for graduates pursuing a career or starting a business in Rhode Island in technology, engineering, design and other key sectors








* Indicates data caveat

CommerceRI

Expenditures

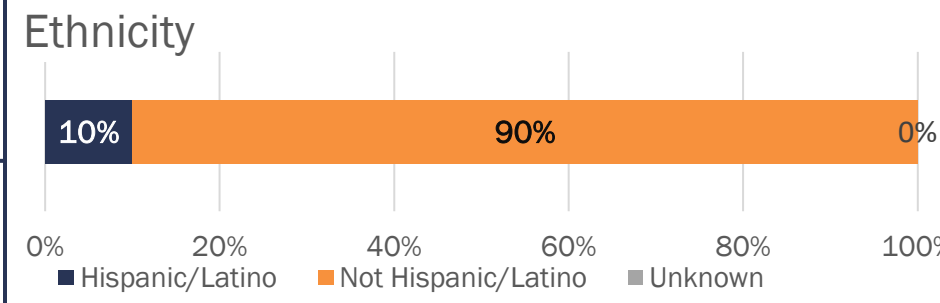
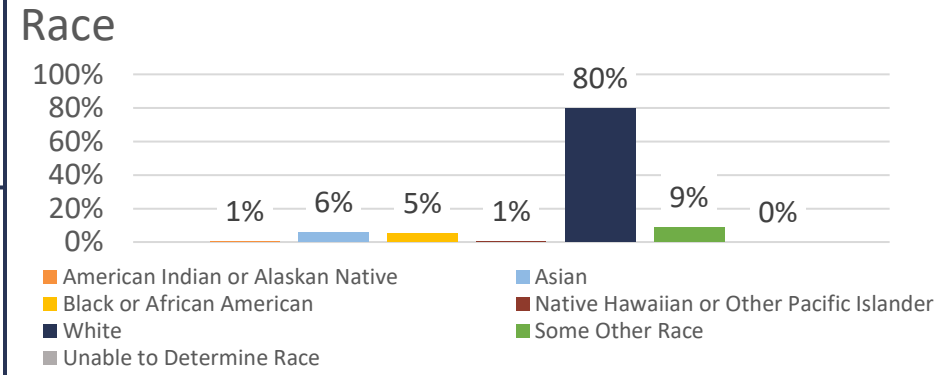
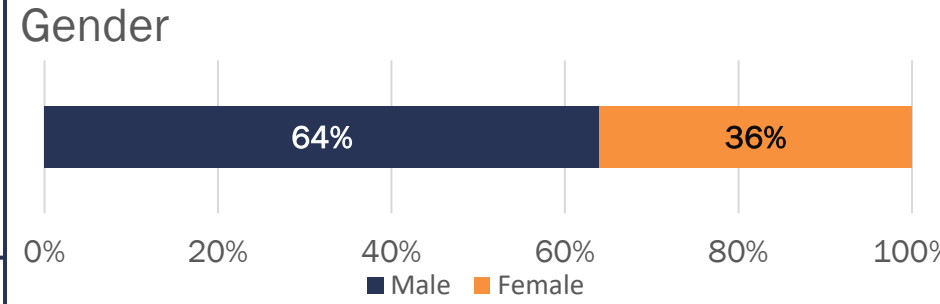
Category	Amount
Total Expenditures	\$3,648,065
Program Costs (Federal)	Not Reported
Administrative Costs (Federal)	Not Reported
Program Costs (State)	\$3,227,412
Administrative Costs (State)	\$420,653
Cost Per Participant	\$12,982

Outcomes

 Total Served 281		 Total Trained N/A	
 Adults Served 281		 Youth Served N/A	
 Entered Employment N/A	 Retained Employment 159	 Obtained Credential N/A	

Other Outcome:
 FY21 and FY22 2-year program outcomes reported.

Demographics



Department of Children, Youth, and Families

Program	Program Description	Primary Program Goal	Target Population Served
RITS Barbering	Barbering/Cosmetology	Learning or upgrading basic or advanced skills	In-school or out-of-school youth (14-24)
RITS Culinary	Culinary Arts	Learning or upgrading basic or advanced skills	In-school or out-of-school youth (14-24)
Harvest Kitchen	Culinary	Learning or upgrading basic or advanced skills	In-School or Out-of-School Youth (14-24)
RITS Landscaping Design (NEW)	Landscaping	Learning or upgrading basic or advanced skills	In-School or Out-of-School Youth (14-24)








- Harvest Kitchen is a food-industry training program geared towards providing students with the basic skills needed to begin working in food service
- Opportunity to obtain ServSafe Food Handler Certification and build a resume for use upon reentry

Department of Children, Youth, and Families

Expenditures

Category	Amount
Total Expenditures	\$303,969
Program Costs (Federal)	\$38,562
Administrative Costs (Federal)	\$50,181
Program Costs (State)	\$209,977
Administrative Costs (State)	\$5,250
Cost Per Participant	\$3,662

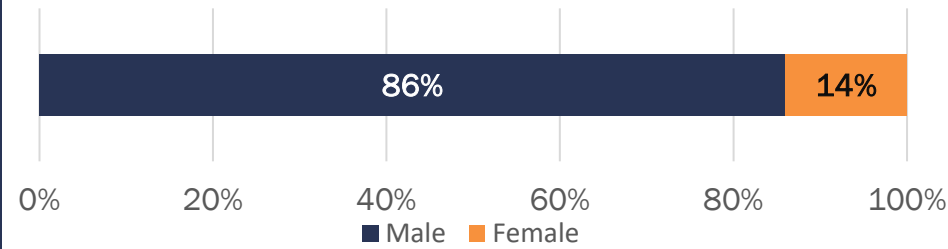
Outcomes

 Total Served 83		 Total Trained N80	
 Adults Served N/A		 Youth Served 83	
 Entered Employment 15	 Retained Employment 9	 Obtained Credential N/A	

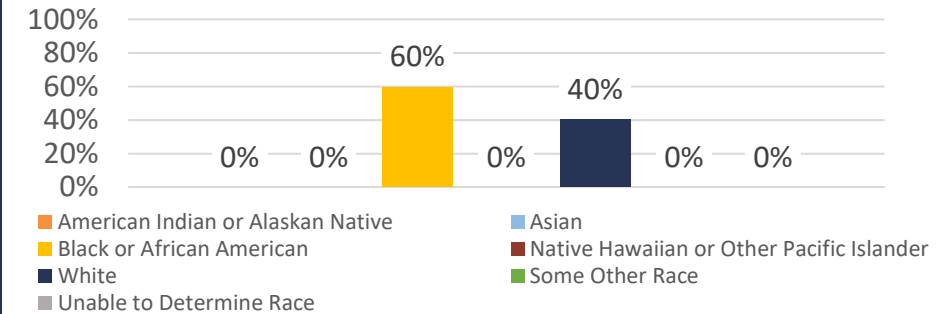
Other Outcome: 8% will continue employment through Harvest Kitchen; 35% are still in school, have graduated, or are taking GED

Demographics

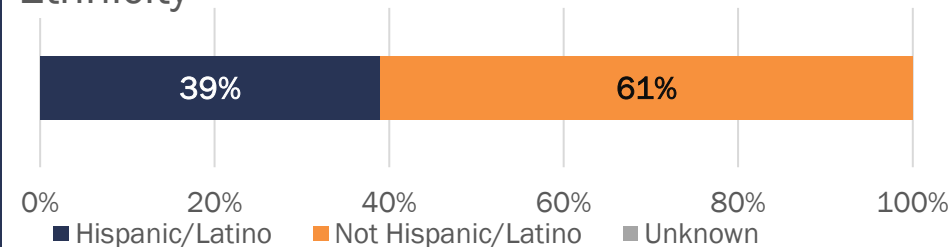
Gender



Race



Ethnicity



Department of Human Services








Program	Program Description	Primary Program Goal	Target Population Served
RIW - CCRI REACH	Testing/Assessment; Post-Secondary Education	Learning or Upgrading Basic or Advanced Skills	Individuals with significant barriers to employment
RIW - Support Services	Wrap-around life-skill and problem-solving case management, behavioral health and family stabilization services	Learning or Upgrading Basic or Advanced Skills	Individuals with significant barriers to employment
RIW - Youth Empowerment	Services for pregnancy prevention, at risk counseling and assistance to parenting or pregnant teens	Learning or Upgrading Basic or Advanced Skills	In-School or Out-of-School Youth (14-24)
RIW - Project Opportunity	Provide opportunities to RIW clients in GED, ESL, and Adult Basic Education	Learning or Upgrading Basic or Advanced Skills	Individuals with significant barriers to employment
RIW - Combined Contracts	Wraparound and adult job placement services for RIW clients statewide	Multiple Program Goals	Individuals with significant barriers to employment
Teen and Family Development	Services for parenting or pregnant teens to continue education and stabilize the family	Learning or Upgrading Basic or Advanced Skills	Individuals with significant barriers to employment

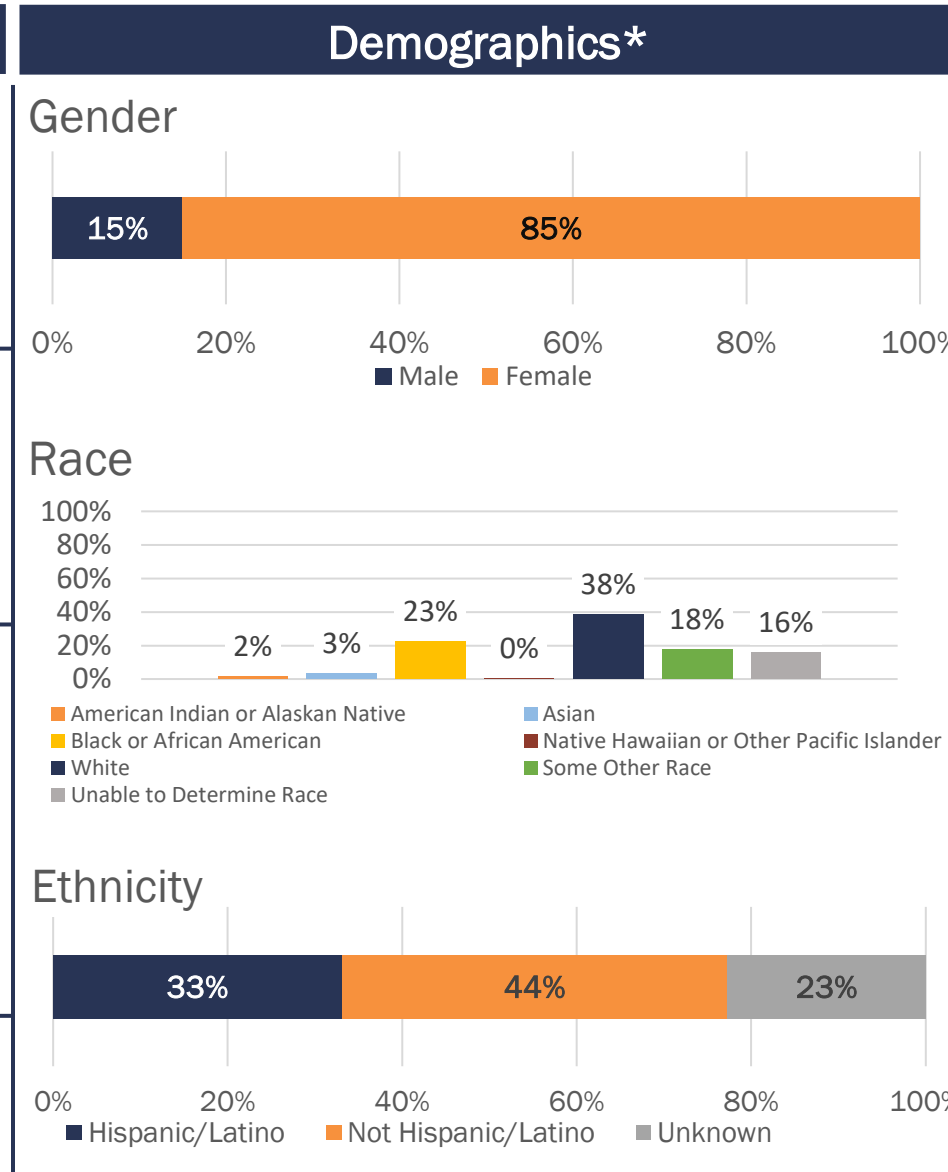
- Programs offer “core work activities” that are required for RIW participants receiving temporary cash assistance

Department of Human Services

* Subset of Total Served

Expenditures	
Category	Amount
Total Expenditures	\$9,628,999
Program Costs (Federal)	\$8,934,570
Administrative Costs (Federal)	Not Reported
Program Costs (State)	Not Reported
Administrative Costs (State)	Not Reported
Cost Per Participant	\$1,273

Outcomes		
 Total Served 7,566	 Total Trained 1,276	
 Adults Served 2,420	 Youth Served 1,360	
 Entered Employment 465	 Retained Employment 252	 Obtained Credential 182
Other Outcome: Credentials include HS Diploma or GED, Certificate or Certification from Vocational Training or Postsecondary Program		



Department of Labor and Training

* Indicates data caveat

Program*	Program Description	Primary Program Goal	Target Population Served
COVID Disaster National Dislocated Worker Grant (COVID NDWG)	A Federal Grant to support disaster response and recovery efforts in response to the COVID-19 Pandemic.	Placement in Subsidized Employment or Internships	Unemployed or Underemployed Adults
Disability Employment Initiative (DEI)	To improve education, training, and employment opportunities and outcomes for people with disabilities and Social Security Administration Ticket to Work program participants.	Career Development Services (career planning and awareness, job search, resume and interview skills, etc.)	Individuals with significant barriers to employment
Federal Discretionary Grants for Real Jobs: America's Promise Grant (AP/H1B)	Non-WIOA Special Grant utilized to support Sector-based training.	Multiple Program Goals	Unemployed or Underemployed Adults
Federal Discretionary Grants for Real Jobs: Recovery Through Opportunity Grant - Opioid II (OP2)	National Health Emergency Grant utilized to support Sector-based training for participants affected by the Opioid crisis.	Multiple Program Goals	Unemployed or Underemployed Adults
Federal Discretionary Grants for Real Jobs: Trade & Economic Transitions Grant (SP2/ET)	Sector Partnership Grant utilized to support Sector-based training.	Multiple Program Goals	Unemployed or Underemployed Adults
WIOA Title III: Wagner Peyser	The One-Stop delivery system provides universal access to an integrated array of labor exchange services so that workers, jobseekers, and businesses can find the services they need in one stop and frequently under one roof in easy-to-find locations.	Multiple Program Goals	Unemployed or Underemployed Adults

Department of Labor and Training

Program	Program Description	Primary Program Goal	Target Population Served
Incumbent Worker Training	Incumbent Worker training grants are made available to employers to increase the skills of current employees and increase the competitiveness and productivity of RI businesses and workers. Individual businesses may be awarded up to \$45,000 in matching funds. Businesses must pay into the JDF to be eligible.	Learning or Upgrading Basic or Advanced Skills	Employers
Jobs for Veterans State Grants (JVSG)	The purpose of the Jobs for Veterans State Grant (JVSG) Program is to allocate to each state the resources necessary to focus on providing intensive employment and training services to Veterans and eligible spouses with significant barriers to employment .	Career Development Services	Individuals with significant barriers to employment
Migrant & Seasonal Farm Worker (MSFW)	The National Farmworker Jobs Program (NFJP) provides funding to community-based organizations and public agencies to assist migrant and seasonal farmworkers (MSFWs) and their dependents attain greater economic stability. Farmworkers also receive training and employment services through the nationwide network of American Job Centers, also called One-Stop Career Centers. The Monitor Advocate system, with responsibilities at the national, regional, and state levels, helps ensure that farmworkers are served equitably through workforce programs.	Learning or Upgrading Basic or Advanced Skills	Individuals with significant barriers to employment
Non-Trade Apprenticeships	The Non-Trade Apprenticeship Development Program provides 'start up' funding to help develop new and innovative apprenticeship training models in high-growth, high-demand fields that extend beyond the traditional trades. Apprenticeship is a tried-and-true training model that is increasingly getting a 'second look' in today's economy. The 'learn and earn' structure is mutually beneficial to employer and employee, particularly low-income workers who are able to support themselves and their families as they learn the skills their employer needs. Employers can develop a tiered pay structure that grows as the individual's value to the company grows.	Multiple Program Goals	Multiple Target Populations Served

Department of Labor and Training

Program	Program Description	Primary Program Goal	Target Population Served
Rapid Response (RR)	Rapid Response provides an array of services to workers who lose their employment through no fault of their own, generally due to layoff and/or plant/business closings. The program also assists growing companies in accessing the resources they need to continue to be successful, including helping meet existing and future talent needs.	Employer Services (referrals, posting job openings, job fairs, screening applicants)	Unemployed or Underemployed Adults
Real Jobs RI	Real Jobs RI ensures RI employers have the talent they need by convening industry employers, stakeholders and groups in partnerships that build alliances to address business workforce demands, ensure RI employers have the talent they need to compete and grow, and provide targeted education and skills training for RI workers	Multiple Program Goals	Multiple Target Populations Served
Real Skills for Youth	Real Skills for Youth is centered around the goal of preparing youth for success in college and career through meaningful career exposure and work-based learning. The program funds regional partnerships consisting of schools, youth-serving organizations, employers, and others to develop and implement high-quality work-based learning and work-readiness programming in support of Rhode Island's larger PrepareRI effort.	Placement in Subsidized Employment or Internships	In-School or Out-of-School Youth (14-24)
Work Immersion	In FY14, the GWB launched the Work Immersion program, which was enacted into law by the RI General Assembly in FY13. The program was closed during FY21 due to circumstances related to COVID-19. The program is reopened with new, more flexible guidelines in FY22.	Not Reported	Multiple Target Populations Served

Department of Labor and Training

Program	Program Description	Primary Program Goal	Target Population Served
Reemployment Services & Eligibility Assessment (RESEA)	This program is funded by an Unemployment Insurance Division grant and provides individualized reemployment services to UI recipients who, based on prior occupation and work history have been identified as likely to benefit from individualized reemployment services. Participation is mandatory for selected UI claimants as a condition to continue collecting benefits.	Career Development Services (career planning and awareness, job search, resume and interview skills, etc.)	Unemployed or Underemployed Adults
Senior Community Service Employment Program (SCSEP)	SCSEP is a community service and work-based job training program for older Americans. Authorized by the Older Americans Act, the program provides training for low-income, unemployed seniors.	Learning or Upgrading Basic or Advanced Skills	Individuals with significant barriers to employment
State Apprenticeship Expansion Grant (ASE Grant)	To strategically address gaps in our current Registered Apprenticeship (RA) structure in order to increase program expansion beyond H1B occupations, diversify the pipeline to construction and non-trade RA programs, and support the articulation of RA's to the K-12 and Adult Ed systems across sectors.	Multiple Program Goals	Unemployed or Underemployed Adults
Trade Adjustment Assistance (TAA)	TAA is a program that assists U.S. workers who have lost or may lose their jobs as a result of foreign trade. The program seeks to provide adversely affected workers with opportunities to obtain the skills, credentials, resources, and support necessary to become reemployed.	Learning or Upgrading Basic or Advanced Skills	Unemployed or Underemployed Adults
WIOA State Set Aside (Adult, Dislocated Worker, Youth)	Support of the RJRI program & federal monitoring functions.	Employer Services (referrals, posting job openings, job fairs, screening applicants)	Employers








Department of Labor and Training

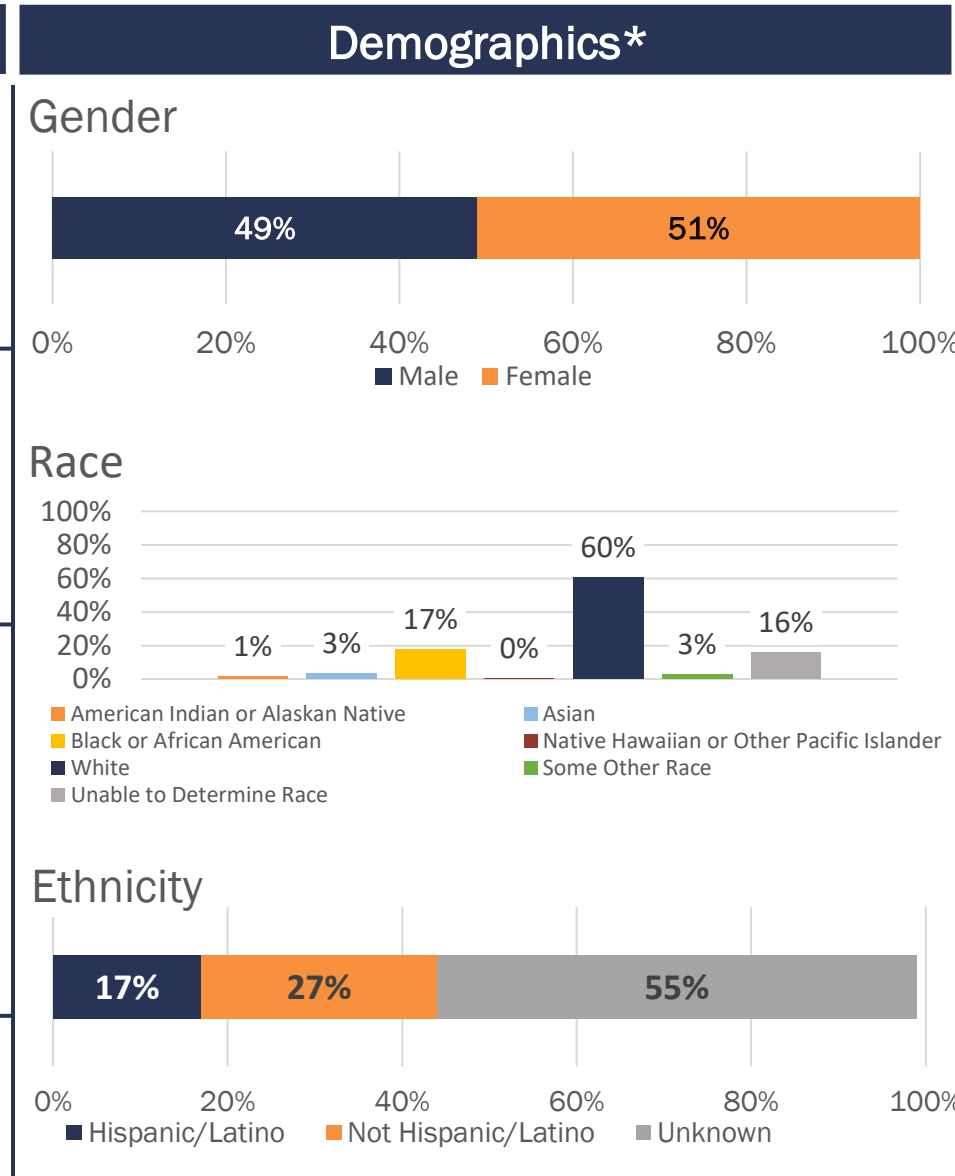
Program	Program Description	Primary Program Goal	Target Population Served
State Apprenticeship Expansion, Equity, and Innovation Grant (SAEEI)	This grant aims to bolster the state's efforts to expand programming and inclusive recruitment strategies to attract a diverse workforce. This grant also supports developing partnerships with new industries and non-traditional occupations, including industry sectors hardest hit by the pandemic, and align Registered Apprenticeships with other work-based learning opportunities within state education and workforce systems	Multiple Program Goals	Unemployed or Underemployed Adults
WIOA Title I Adult (Statewide)	This program supports workforce services for eligible adults through the Workforce Innovation and Opportunity Act (WIOA). The Adult program serves individuals and helps employers meet their workforce needs. It enables workers to obtain good jobs by providing them with job search assistance and training opportunities.	Multiple Program Goals	Currently Employed Adults; Unemployed or Underemployed Adults; and Individuals with significant barriers to employment
WIOA Title I Dislocated Worker (Statewide)	When individuals become dislocated workers as a result of job loss, mass layoffs, global trade dynamics, or transitions in economic sectors, the Dislocated Worker program provides services to assist them in re-entering the workforce.	Multiple Program Goals	Unemployed or Underemployed Adults
WIOA Title I Youth (Statewide)	Not Reported	Multiple Program Goals	In-School or Out-of-School Youth (14-24)

Department of Labor and Training

* Subset of Total Served

Expenditures	
Category	Amount
Total Expenditures	\$37,313,974
Program Costs (Federal)	\$17,942,399
Administrative Costs (Federal)	\$949,623
Program Costs (State)	\$18,421,952
Administrative Costs (State)	Not Reported
Cost Per Participant	\$1,365

Outcomes		
 Total Served WDS: 11,731 GWB: 15,610	 Total Trained WDS: 1,021* GWB: 10,117*	
 Adults Served WDS: 9,761 GWB: 11,881	 Youth Served WDS: 1,621 GWB: 3,556	
 Entered Employment WDS: 1,751 GWB: 4,983	 Retained Employment WDS: 2,133 GWB: 1,663	 Obtained Credential WDS: 323 GWB: 2,550
Other Outcome: For GWB programming, "Total Trained"=Total Enrolled in Workforce Development Activities.		



Department of Corrections








* Indicates data caveat

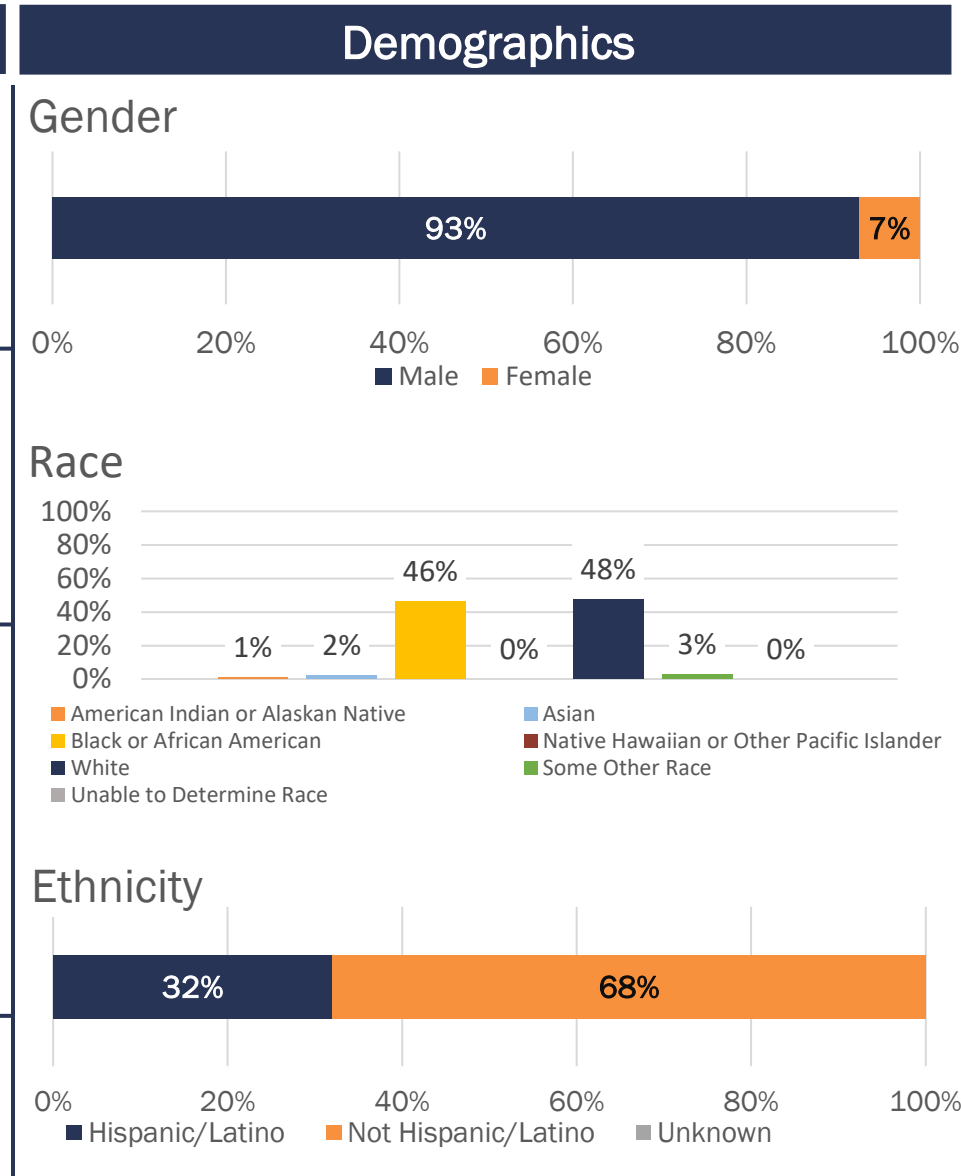
Program	Program Description	Primary Program Goal	Target Population Served
Adult Basic Education	Classroom Instruction Intended To Improve Reading Comprehension, Mathematic Computation And Application, And Written Expression, Objective Is To Acquire Academic Skills	Learning or Upgrading Basic or Advanced Skills	Individuals with significant barriers to employment
GED	For Students That Have Demonstrated Competencies In Fundamental Academics (Literacy, Mathematics, And Written Expression) To Begin Preparation To Take The Ged Examination	Learning or Upgrading Basic or Advanced Skills	Individuals with significant barriers to employment
Barbering Program*	Completion Consists Of Classroom And Barbershop Practicum Experience, Including Time In Barbering Year 1 Apprentice, And Passing The Ri State Barbering Exam	Career Development Services (career planning and awareness, job search, resume and interview skills, etc.)	Individuals with significant barriers to employment
CCRI VOC-ED PROGRAMS	Includes: HVAC Training, HVAC Advanced, Culinary, Food Safety Handler-ServSafe, Garden Time, Ministry Training, OSHA Safety Training, Carpentry	Career Development Services (career planning and awareness, job search, resume and interview skills, etc.)	Individuals with significant barriers to employment
Correctional Industries Employment (NEW)	Autobody Industries, Garment Shop, Plate Shop, Upholstery/Carpentry Shop, Print Shop, Service Crews	Learning or Upgrading Basic or Advanced Skills	Individuals with significant barriers to employment

*Program outcome data reported by co-subrecipient DCYF

Department of Corrections

Expenditures	
Category	Amount
Total Expenditures	\$3,980,710
Program Costs (Federal)	\$467,262
Administrative Costs (Federal)	Not Reported
Program Costs (State)	\$2,830,936
Administrative Costs (State)	\$682,513
Cost Per Participant	\$9,109

Outcomes		
 Total Served 437	 Total Trained 437	
 Adults Served 309	 Youth Served 128	
 Entered Employment N/A	 Retained Employment N/A	 Obtained Credential N/A
Other Outcome: Correctional Industries on-the-job training provides job-specific and transferable skills.		



Office of Rehabilitation Services








Program	Program Description	Primary Program Goal	Target Population Served
Vocational Rehabilitation: Adults and Transition (14-24)	Vocational Rehabilitation Program assists adults and youths with disabilities who are eligible for program to obtain, maintain, and advance in employment in integrated business settings.	Multiple Program Goals	Individuals with significant barriers to employment
Supported Employment: Adults and Transition (14-24)	Supported Employment Program assists adults and youth with the most significant disabilities who are eligible for program to obtain, maintain, and advance in employment in integrated business setting.	Multiple Program Goals	Individuals with significant barriers to employment

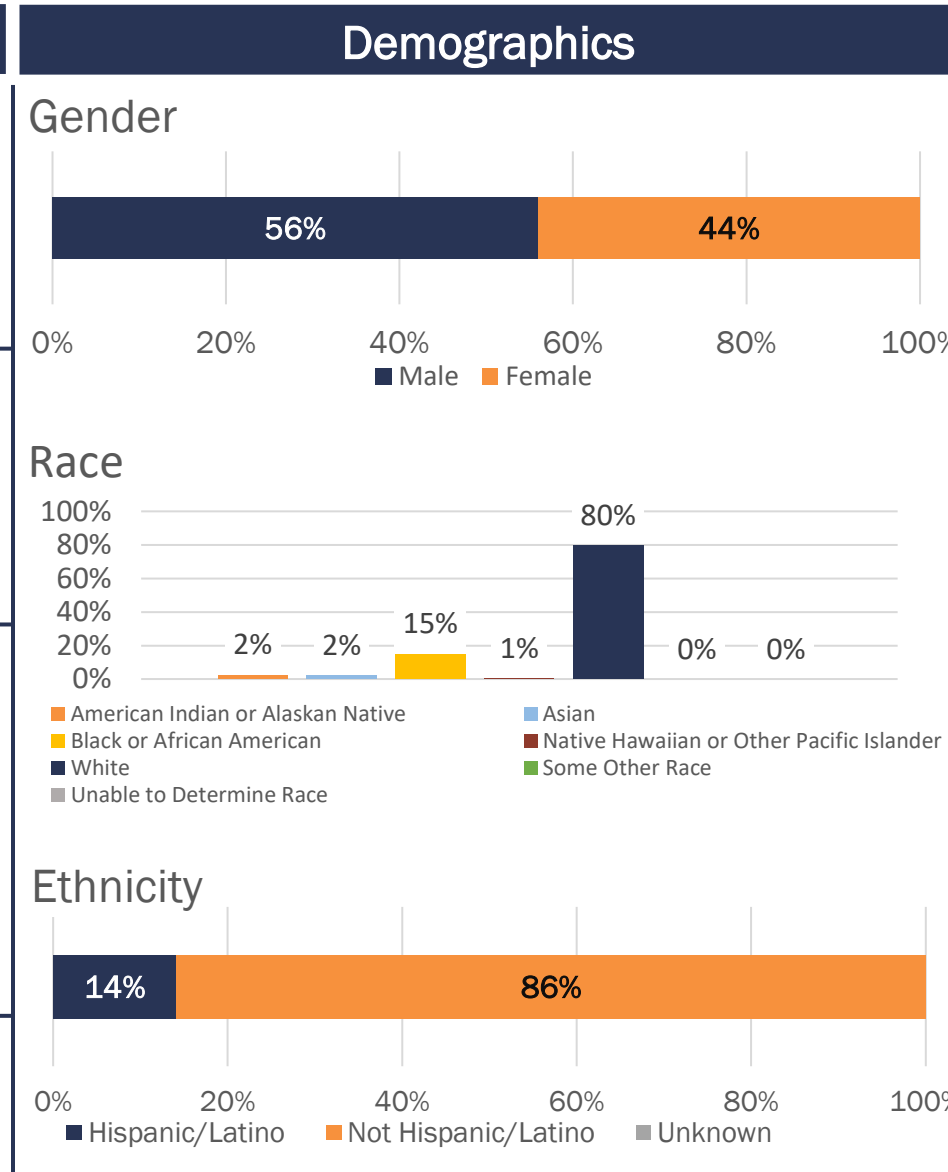
- For individuals who have a physical, intellectual or emotional impairment which is a substantial barrier to employment
- Supported Employment Program arranges and coordinates services and ensure access to supports needed by individuals to obtain and maintain employment

Office of Rehabilitation Services

* Subset of Total Served

Expenditures	
Category	Amount
Total Expenditures	\$14,164,784
Program Costs (Federal)	\$8,939,022
Administrative Costs (Federal)	\$1,137,069
Program Costs (State)	\$3,780,981
Administrative Costs (State)	\$307,712
Cost Per Participant	\$6,644

Outcomes		
 Total Served 2,132	 Total Trained 397	
 Adults Served 1,570	 Youth Served 562	
 Entered Employment 161	 Retained Employment 287	 Obtained Credential 56
Other Outcome: N/A		










Rhode Island College

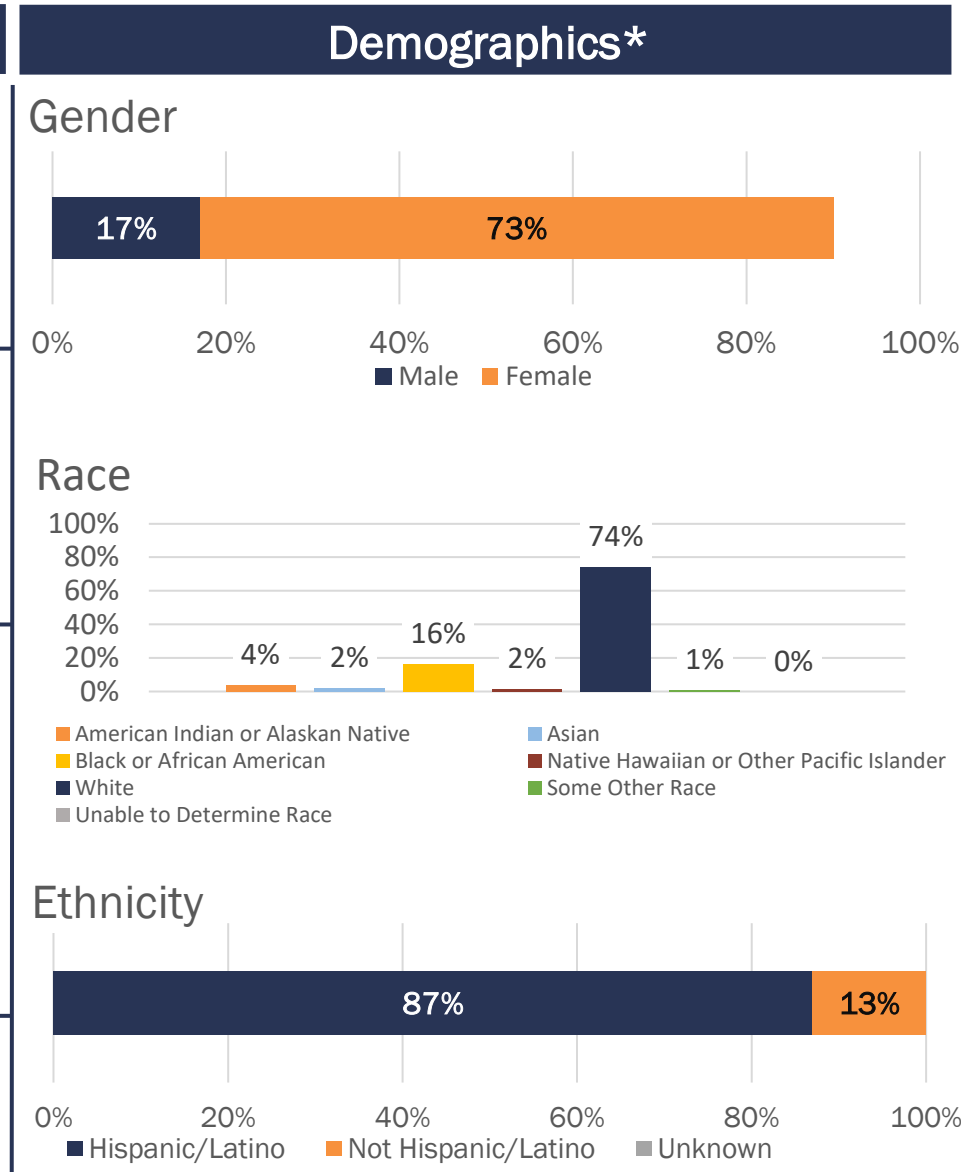
Program	Program Description	Primary Program Goal	Target Population Served
Certificate of Continuing Study (CCS) in Medical Assistant Training & CCS in Behavioral Health Training	Training includes medical technology, electronic health records, medical office skills, clinical office techniques, software specific to medical field, and internship.	Learning or Upgrading Basic or Advanced Skills	Unemployed or Underemployed Adults
English as a Second Language I (night) / Job Readiness and Essential Skills (night and day programs)	English as a Second Language II / Job Readiness and Essential Skills	Learning or Upgrading Basic or Advanced Skills	Unemployed or Underemployed Adults
Central Falls High School Tech Team Training	IT Helpdesk and Customer Service training to support CF School District Helpdesk and IT services. Training also included financial literacy for new and returning students and leadership development for returning team members.	Learning or Upgrading Basic or Advanced Skills	In-School or Out-of-School Youth (14-24)
CCS Medical Assistant Training (NEW)	Training includes medical technology, electronic health records, medical office skills, clinical office techniques, software specific to medical field, and internship.	Learning or Upgrading Basic or Advanced Skills	In-School or Out-of-School Youth (14-24)
Behavioral Health Assistant Training (NEW)	Training includes Rhode Island College Classes along with Training with Bradley team.	Learning or Upgrading Basic or Advanced Skills	In-School or Out-of-School Youth (14-24)
CCS Portuguese/English Medical Interpreter Training (NEW)	Aims to fulfill a growing need for qualified Portuguese/English medical interpreters in Rhode Island.	Learning or Upgrading Basic or Advanced Skills	In-School or Out-of-School Youth (14-24)
CCS Public Health Equity Sign Language Intermediate Training (NEW)	An ASL medical interpreting program established through an innovative partnership between RIC, the RI Commission for the Deaf and Hard of Hearing, and the RI Registry of Interpreters for the Deaf.	Learning or Upgrading Basic or Advanced Skills	In-School or Out-of-School Youth (14-24)

Rhode Island College

Expenditures	
Category	Amount
Total Expenditures	\$283,009
Program Costs (Federal)	\$27,005
Administrative Costs (Federal)	\$30,958
Program Costs (State)	\$143,183
Administrative Costs (State)	\$81,862
Cost Per Participant	\$1,617

Outcomes		
 Total Served 175	 Total Trained 153	
 Adults Served 121	 Youth Served 37	
 Entered Employment 57	 Retained Employment 67	 Obtained Credential 73

Other Outcome: Certificates of Continuing Study, college credit, and industry-recognized credentials awarded.










Rhode Island Department of Education: Adult Education

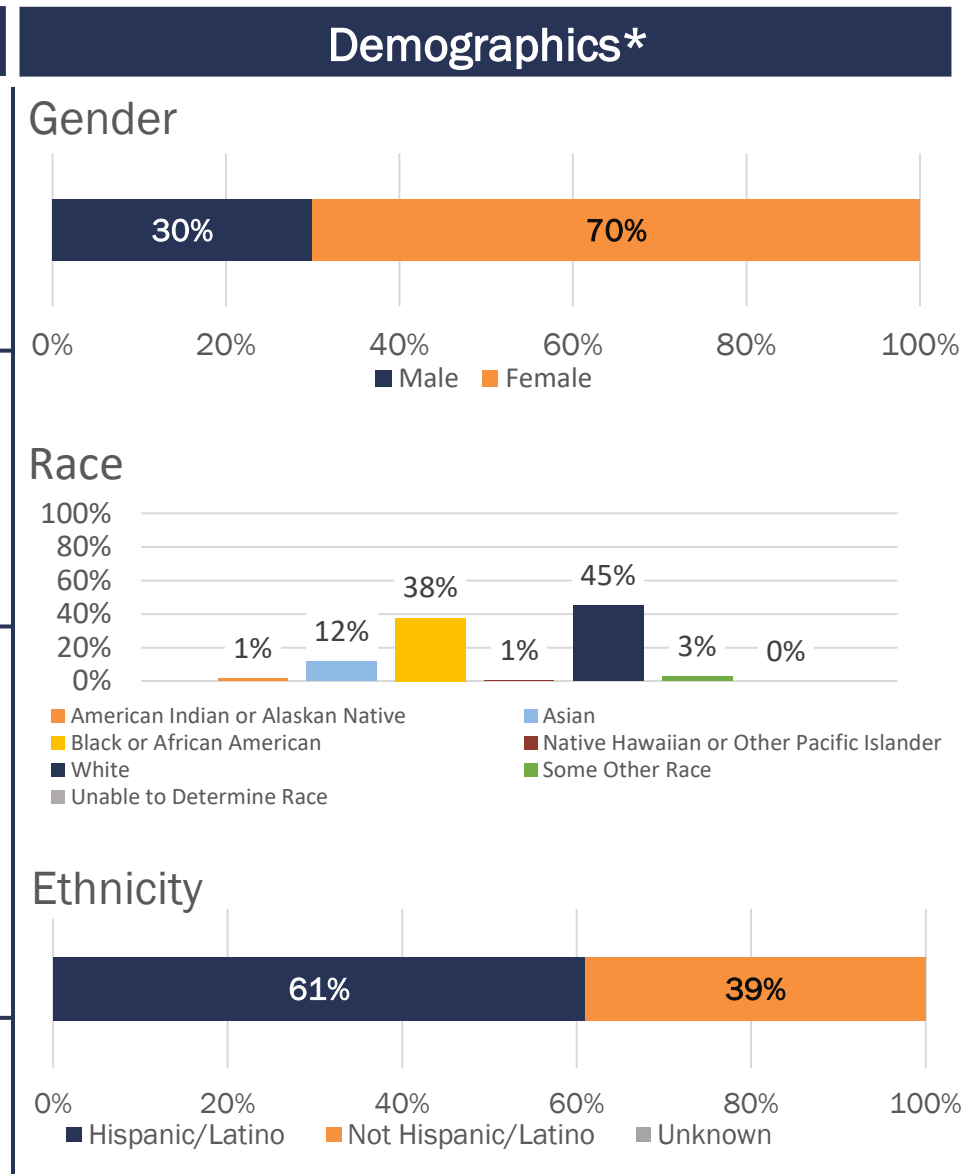
Program	Program Description	Primary Program Goal	Target Population Served
WIOA Title II Federal Funds	Title II serves adults from low to secondary level literacy and math skills and English language learners. Its goal is to improve basic foundational skills, workforce preparation, and occupational skills to prepare adults for careers or college, and to be productive citizens and family members.	Multiple Program Goals	Individuals with significant barriers to employment
General Revenue State Funds	General Revenue serves adults from low to secondary level literacy and math skills and English language learners. Its goal is to improve basic foundational skills, workforce preparation, and occupational skills to prepare adults for careers or college, and to be productive citizens and family members.	Multiple Program Goals	Unemployed or Underemployed Adults
GWB Job Development Funds	JDF serves adults from low to secondary level literacy and math skills and English language learners. Its goal is to improve basic foundational skills, workforce preparation, and occupational skills to prepare adults for careers or college, and to be productive citizens and family members.	Multiple Program Goals	Unemployed or Underemployed Adults

- RIDE's Adult Ed programming is supported by braided funding across the 3 sources above

Rhode Island Department of Education: Adult Education

Expenditures	
Category	Amount
Total Expenditures	\$7,425,134
Program Costs (Federal)	\$1,414,093
Administrative Costs (Federal)	\$16,800
Program Costs (State)	\$5,570,620
Administrative Costs (State)	\$423,621
Cost Per Participant	\$1,122








Outcomes		
 Total Served 6,616	 Total Trained 4,723	
 Adults Served 4,909	 Youth Served 1,707	
 Entered Employment 570	 Retained Employment 526	 Obtained Credential 875
Other Outcome:		

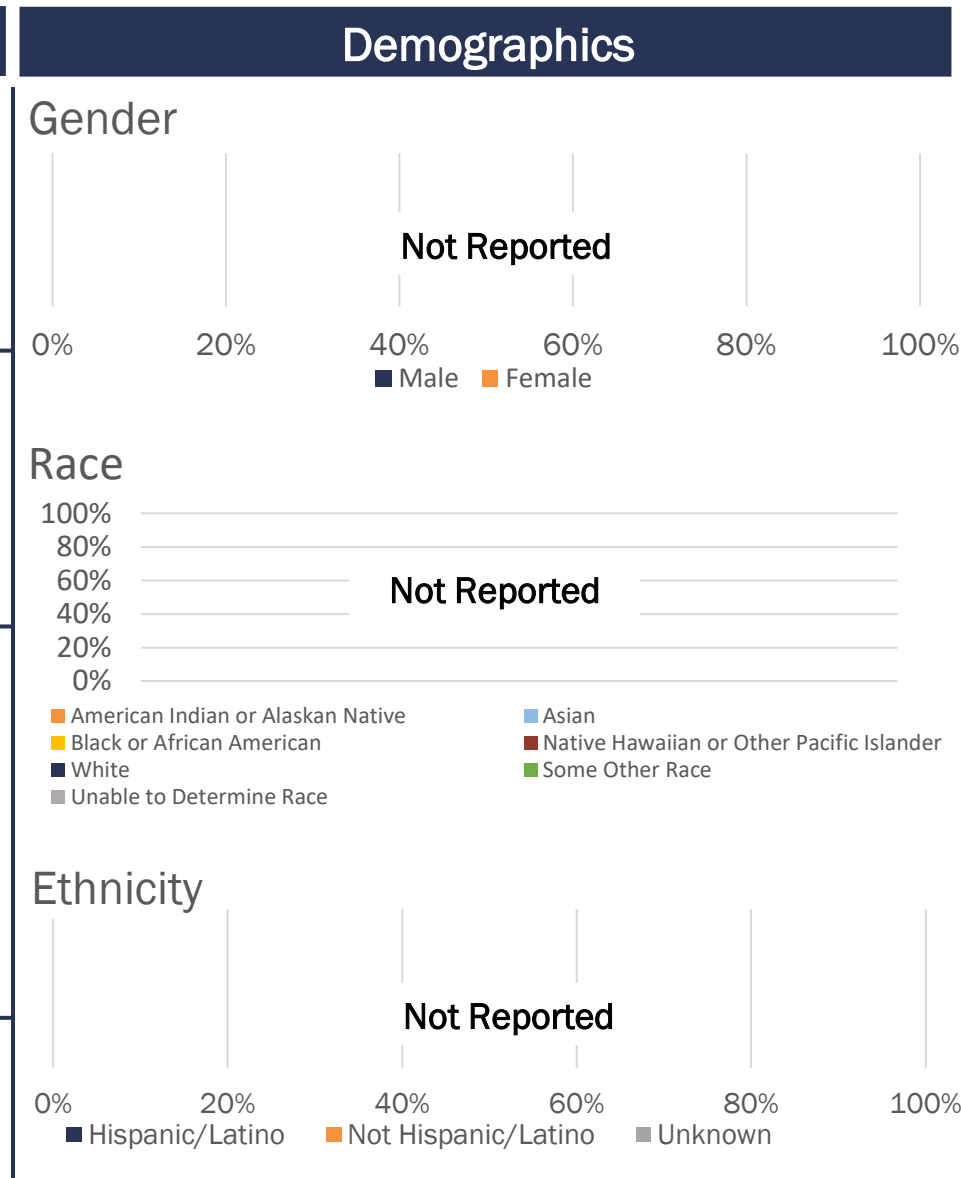


Rhode Island Department of Education: Career and Technical Education

* Indicates data caveat

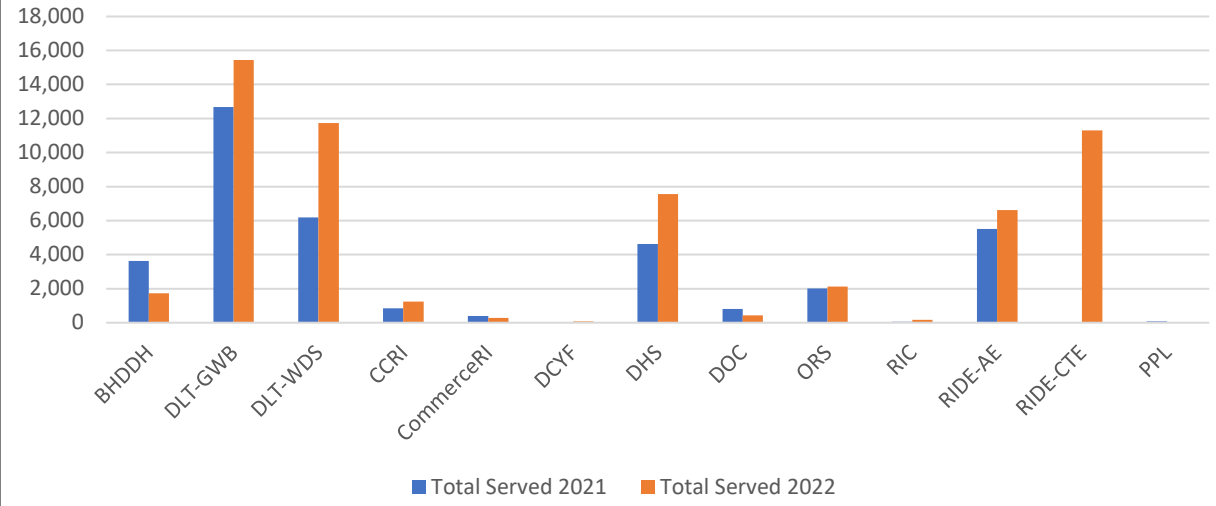
Expenditures	
Category	Amount
Total Expenditures	\$10,708,748
Program Costs (Federal)	\$6,208,748
Administrative Costs (Federal)	Not Reported
Program Costs (State)	\$4,500,00
Administrative Costs (State)	Not Reported
Cost Per Participant	\$947

Outcomes		
 Total Served 11,304	 Total Trained N/A	
 Adults Served N/A	 Youth Served 11,304	
 Entered Employment N/A	 Retained Employment N/A	 Obtained Credential N/A
Other Outcome: Credential obtainment is a key component of the program, but data was not provided by RIDE.		

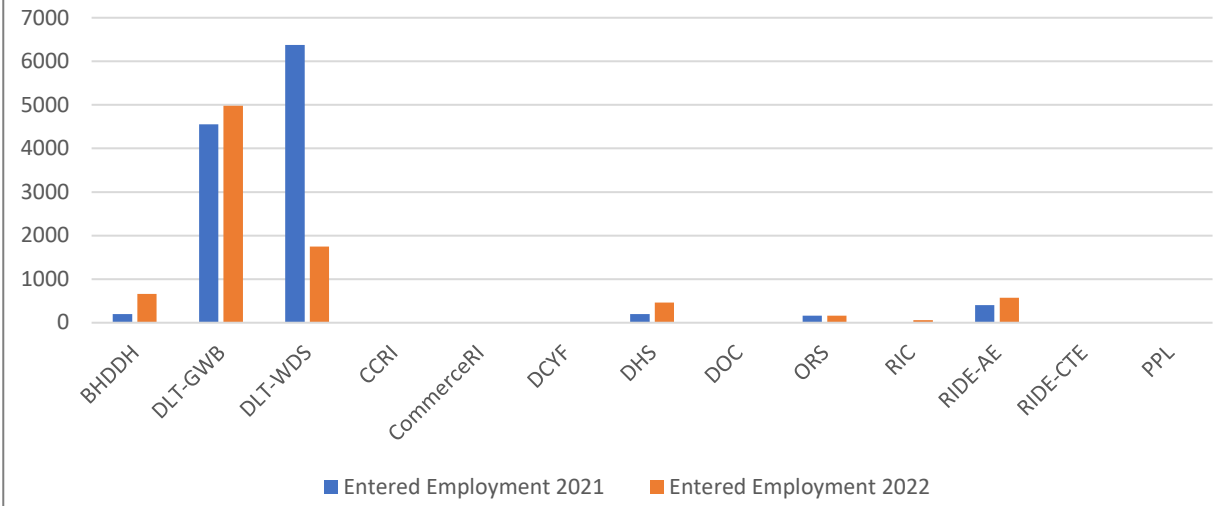


Appendix A: 2-Year Comparison Charts

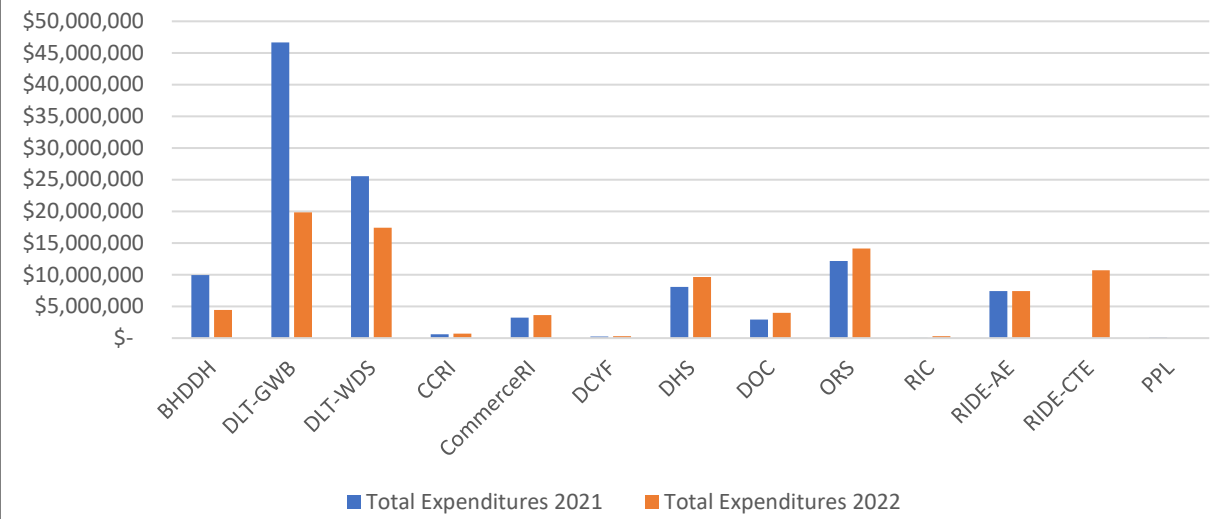
Total Served, FY21 and FY22



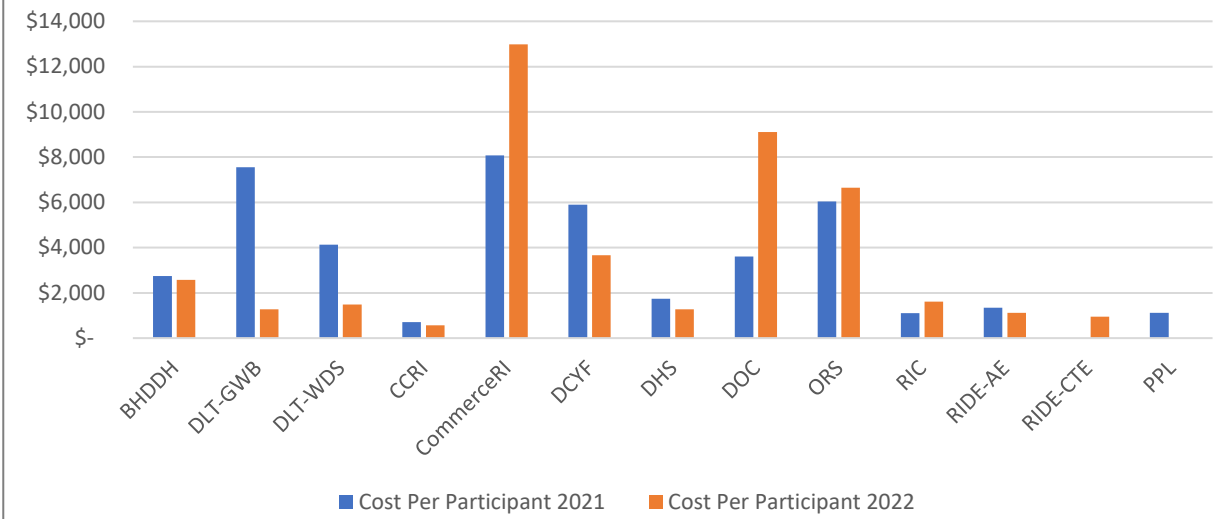
Entered Employment, FY21 and FY22



Total Expenditures, FY21 and FY22



Cost per Participant, FY21 and FY22



Appendix B: Data Caveats

Data Caveats

- **CommerceRI**
 - The program operates on a 12-month delay, due to a 12 month 'service period' mandate in the legislative rules & regulations. Total expenditures for programs will not be reflective of actual PAID awards, rather it will be reflective of OBLIGATED awards, since 12-month service periods must be served and Fellows are subject to annual certification, prior to any awards being paid out.
 - Some demographics will not add up to full total; some Fellows chose not to disclose gender/hispanic or latino status and may have declared multiple ethnicities.
- **Department of Labor and Training**
 - Outcome, demographic, and financial data, as well as program information, for Adult Education are contained within the Rhode Island Department of Education Adult Education slide and are not included under the Department of Labor and Training slide
 - No outcome information reported for WIOA State Set Aside (Adult, Dislocated Adult, and Youth), and Disability Employment Initiative, so financial data for that program has been removed from the agency slide and overall summary slide. The financial data removed represented \$1,667,985 in expenditures.
- **Department of Corrections**
 - Adult Basic Education/GED programs award completion certificates; Barbering Program completion means the individual passed the RI Barbering Licensing Exam.
 - DOC demographic information is broken down by Gender, Race, and Ethnicity. It's important to highlight that Native Hawaiian or Other Pacific Islander was counted under Other. Also, RIDOC records Hispanic/Latino as a Race, not an Ethnicity. However, for the purposes of this report, we have included Hispanic/Latino offenders as an ethnicity as well. Anyone who does not report their race as Hispanic/Latino are considered Non-Hispanic/Latino for their ethnicity.
- **Rhode Island Department of Education: Adult Education**
 - RIDE Adult Education funding is braided. Learner outcomes and demographics numbers are distributed proportionally based on the amount of funding from each source.

Data Definitions

Programs:

- **Program:** A state or federally funded program that focuses on learning or upgrading basic or advanced skills with the direct intent to obtain a new job, enhance performance in a current job, or promote career development.
- **Brief Program Description:** Two to five sentence narrative description of the workforce program. If same as the previous year report, please indicate “same as previous year”
- **Primary Program Goal:** Identify the primary service provided by each program that best aligns with the Governor’s Workforce Board’s definition of a workforce development program:
 - Learning or upgrading basic or advanced skills with the direct intent to obtain a new job;
 - Placement in subsidized employment or internships
 - Enhance a participant’s performance in a current job
 - Promote career development by providing participants with, but not limited to, career planning and awareness, job search, developing resumes, obtaining interviewing skills, or providing information about the labor market; or
 - Helping businesses find employees through assistance with posting job openings, holding job fairs, screening applicants, providing referrals, and providing information about the local labor market
 - Multiple Program Goals
- **Target Population Served:** In accordance with an agency’s reporting guidelines and definitions, identify the primary population the program is intended to serve.
 - Employers
 - Currently Employed Adults
 - Unemployed and underemployed Adults
 - In-School or Out-of-School Youth (ages 14-24)
 - Individuals with significant barriers to employment

Data Definitions

Outcomes:

- **Total Served:** An input/output measure of the total individuals who received some form of assistance by the program during FY2022 that contributed towards work readiness, job training and/or job placement.
- **Total Trained:** An output/outcome measure of the total served individuals who have received educational instruction, occupation skills training, work readiness training (excluding job search training) during the fiscal year ending June 30, 2022.
- **Adults Served:** The total number of adults, 25 and older, served in FY22 (number of youth served and number of adults served should equal the total served for each program).
- **Youth Served:** The total number of in-school or out-of-school youth served between the ages of 14-24 in FY22.
- **Entered Employment:** based on agencies' reporting guidelines and definition. (*WIOA Common Measures definition:* The percentage of participants who are in unsubsidized employment during the second quarter after exit from the program.)
- **Retained Employment:** based on agencies' reporting guidelines and definition. (*WIOA Common Measures definition:* The percentage of participants who are in unsubsidized employment during the second quarter after exit from the program.)
- **Credentials:** sought or accepted by employers within the industry or sector involved as a recognized, preferred, or required credential for recruitment, screening, hiring, and retention or advancement purposes (does not include HS Diplomas or GEDs obtained).
- **Other Program Specific Outcome (Agency to Identify):** Agencies that have proactively chosen to report additional measures define those measures within the context of their own organization. Examples of other outcomes include:
 - *Certificates Received* – A certificate is awarded in recognition of an individual's attainment of measurable technical or occupational skills necessary to gain employment or advance within an occupation. *Does not include industry-recognized credential, diploma, or degree
 - *Entered Post-Secondary Education or Training* – participants entered into a program at an accredited degree-granting institution that leads to an academic degree (e.g., A.A., A.S., B.A., B.S.).
 - *Advanced Educational Functioning Level (Adult Education)* - At post-test, participant completes or advances one or more educational functioning levels from the starting level measured on entry into the program (pre-test).
 - *Received Occupational Skills Training* – training in specific vocational skills that lead to proficiency in performing actual tasks and technical functions required by certain occupational fields
 - *Degrees Awarded* – Associates, Bachelors, or Graduate Degrees awarded
 - *GEDs or Diplomas Received* – High School Diploma or GEDs obtained

Data Definitions

Financials:

- **Sub-recipient/Sub-contracted State Agencies (list all that apply):** any state agency that was allocated funds to administer programming or provide services
- **Total Fiscal Year Funding Allocation (State and Federal):** Total funds allocated by the funding agency/department in FY2022 (July 1, 2021 – June 30, 2022).
- **Funding Agency/Department:** Federal or state agency/department that awarded or allocated funding for each program
- **Funds Expended:** Of the funds allocated for FY2022, total Administrative and Program cost funds spent for each program in FY2022.
- **Program Costs:** Costs which are related to the direct provision of workforce investment activities, including services to participants and employers. Some examples would be performing the following functions: Interactions with a participant such as intake, assessment and training, oversight or monitoring of program performance etc.
- **Administrative Costs:** Costs which are not related to the direct provision of workforce investment services, including services to participants and employers. Some examples would be performing the following functions: Accounting, procurement, personnel management, payroll, audit and audit resolution, legal services etc.
- **Cost Per Participant (auto-calculated):** Total expenditures divided by total number of participants for each workforce program for FY2022.
- **Total Expenditures (auto-calculated):** sum of state and federal program and administrative costs for each workforce program for FY2022.

Data Definitions

Demographics:

- **Gender:** Male or Female (total of both categories should equal total served on Program Outcomes Template)
- **Race Categories:** As defined as the U.S. Census Bureau in accordance with guidance from U.S. OMB
 - **White.** A person having origins in any of the original peoples of Europe, the Middle East, or North Africa. It includes people who indicate their race as "White" or report entries such as Irish, German, Italian, Lebanese, Arab, Moroccan, or Caucasian.
 - **Black or African American.** A person having origins in any of the Black racial groups of Africa. It includes people who indicate their race as "Black, African Am., or Negro"; or report entries such as African American, Kenyan, Nigerian, or Haitian.
 - **American Indian and Alaska Native.** A person having origins in any of the original peoples of North and South America (including Central America) and who maintains tribal affiliation or community attachment. This category includes people who indicate their race as "American Indian or Alaska Native" or report entries such as Navajo, Blackfeet, Inupiat, Yup'ik, or Central American Indian groups or South American Indian groups.
 - **Asian.** A person having origins in any of the original peoples of the Far East, Southeast Asia, or the Indian subcontinent including, for example, Cambodia, China, India, Japan, Korea, Malaysia, Pakistan, the Philippine Islands, Thailand, and Vietnam. It includes people who indicate their race as "Asian Indian," "Chinese," "Filipino," "Korean," "Japanese," "Vietnamese," and "Other Asian" or provide other detailed Asian responses.
 - **Native Hawaiian and Other Pacific Islander.** A person having origins in any of the original peoples of Hawaii, Guam, Samoa, or other Pacific Islands. It includes people who indicate their race as "Native Hawaiian," "Guamanian or Chamorro," "Samoan," and "Other Pacific Islander" or provide other detailed Pacific Islander responses.
 - **Some other race, ethnicity, or origin**
- **Ethnicity Categories:** As defined as the U.S. Census Bureau in accordance with guidance from U.S. OMB
 - **Hispanic or Latino or Spanish Origin**
 - **Not Hispanic or Latino or Spanish Origin**